

ADA Audio Conference Series  
May 15, 2012

This session is scheduled to begin at  
2:00pm Eastern Time

Real-Time Captioning and the PowerPoint Presentation are available through the Webinar Platform. Audio Connection is available through streaming audio and/or telephone only.

---

---

---

---

---

---

---

---

Webinar Features – For those connected via webinar platform only

- **Closed captioning** – click **CC** icon (top of screen) or control-F8 and adjust the captioning screen as needed
- **Customize your view** – choose “View” from the menu bar at the top of the screen and choose the layout you prefer from the dropdown menu.
- **Sound in Webinar Platform** - If you are “listening” via the webinar platform you can check/adjust your sound settings under “Tools” on the menu bar at the top of the screen and choose “Audio” from the drop down menu and go through the “Audio Wizard”

---

---

---

---

---

---

---

---

Webinar Features – For those connected via webinar platform only

- **Questions** – May be submitted in the Chat Area Text box. Keystrokes to enter the chat area are Control-M. The moderators will voice your questions to the presenter.
- **Emotions/Hand-raising:** Please do not use these features during this session unless directed by the presenter.

---

---

---

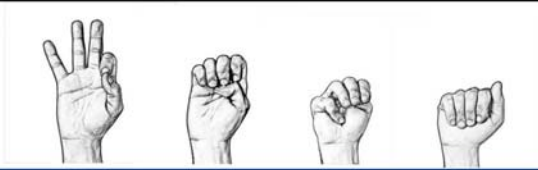
---

---


---

---

---



**Being Prepared**  
Including People with Disabilities in Emergency Planning  
May 15, 2012



**FEMA**

5

---

---

---

---

---


---

---

---

Preparation through education is much less costly than learning through tragedy.

-Max Mayfield, Director of the National Hurricane Center



5

---

---

---

---

---


---

---

---

**Importance of Advanced Planning**

- September 11, 2001
- Hurricane Katrina
- Hurricane Irene
- Tornadoes / Severe weather
- Flooding / Blizzards



6

---

---

---

---

---

---

---

---

## FEMA Overview

- 2010 - Established the Office of Disability Integration and Coordination
- 2010-2011 –Regional Disability Integration Specialists
- 2010-2011 - Getting Real Inclusive Emergency Management conferences
- 2011 - RDIS Disaster Deployments
- 2010 – MOA with NCIL and NDRN



Jessica Mitchell May, 2012 7

---

---

---

---

---

---

---

---

## Obtaining Preparedness Information

- Accessible communication
  - Plain language
  - Alternate formats
  - Other languages
  - Use of pictures
- Relevant content

**If you need:**

- ASL Interpreter
- Large Print
- Braille
- Clear speech
- TTY
- Explanation

**Just ask!**



Jessica Mitchell May, 2012 8

---

---

---

---

---

---

---

---

## Preparedness Resources

- **For Individuals**
  - [www.ready.gov](http://www.ready.gov)
  - Feeling Safe, Being Safe - <http://www.nlacrc.org/Modules/ShowDocument.aspx?documentID=230>
  - Videos in American Sign Language - <http://www.ready.illinois.gov/>
  - Do One Thing - [www.do1thing.com](http://www.do1thing.com)



Jessica Mitchell May, 2012 9

---

---

---

---

---

---

---

---

## Preparedness

- What agencies can do:
  - Provide accessible information
    - Alternate formats
    - Plain language
    - Pictures
  - Partnerships between emergency management and disability service providers
  - Have an agency emergency plan



---

---

---

---

---

---

---

---

## Planning

- What individuals can do:
  - Make an emergency plan
    - Communication
    - Evacuation
    - Support services
  - Have an emergency kit
    - Include low-tech alternatives to high-tech communication devices



---

---

---

---

---

---

---

---

## Planning

- What agencies can do:
  - Know the role you would play in your community during and after an emergency
  - Have an accessible emergency plan for your employees and visitors
  - Include people with disabilities in the planning process
  - Include people with disabilities in exercises



---

---

---

---

---

---

---

---

## Planning

- Recruiting people with disabilities to participate in planning and exercise activities
  - Centers for Independent Living
  - Self-Advocacy groups
  - Disability-specific groups
  - Vocational Rehabilitation
  - Agency/group newsletters



Jessica Mitchell May, 2012 13

---

---

---

---

---

---

---

---

## Receiving Alerts and Warnings

- Weather radios
- Email alerts
- Text alerts
- Reverse 911 systems
- Smartphone applications
- Television, radio and internet sources



Jessica Mitchell May, 2012 14

---

---

---

---

---

---

---

---

## Receiving Alerts and Warnings

- **What individuals can do**
  - Plan ahead to determine the best options for you
  - Try out different services
  - Have one or more back-up options



Jessica Mitchell May, 2012 15

---

---

---

---

---

---

---

---

## Alerts and Warnings

- What agencies can do:
  - Pass along emergency information
  - Educate individuals on available resources
  - Talk to the media about accessibility
  - Provide a sign language interpreter for television broadcasts
  - Make sure reverse 911 systems can send messages to TTYs and by text



Jessica Mitchell May, 2012 16

---

---

---

---

---

---

---

---

## Evacuation



Jessica Mitchell May, 2012 17

---

---

---

---

---

---

---

---

## Evacuation

- What individuals can do:
  - Know your transportation needs
  - Make a plan
  - Take equipment and service animals with you
  - Have backup options
  - Communicate with first responders



Jessica Mitchell May, 2012 18

---

---

---

---

---

---

---

---

## Evacuation

- What emergency managers can do:
  - Plan with public transportation providers
  - Plan with accessible transportation providers
  - Plan to transport equipment and service animals
  - How will individuals request assistance?
  - Registry considerations
    - Updated information



Jessica Mitchell May, 2012 19

---

---

---

---

---

---

---

---

## Evacuation

- What disability service agencies can do:
  - Coordinate disability specific resources
  - Disseminate information about evacuations
  - Health and safety checks
  - Work with emergency management



Jessica Mitchell May, 2012 20

---

---

---

---

---

---

---

---

## Sheltering



Jessica Mitchell May, 2012 21

---

---

---

---

---

---

---

---

## Sheltering

- What individuals can do:
  - Plan in advance
  - Take DME, AT, and service animals with you
  - Utilize your support network
  - Plan for support services
  - Practice telling shelter workers what your needs are



Jessica Mitchell May, 2012 22

---

---

---

---

---

---

---

---

## Sheltering

- What emergency managers can do:
  - Plan in advance
  - Review shelter sites
  - Communication within the shelter
  - Plan for power needs
  - Plan for dietary needs
  - Quiet space
  - Contracts and agreements for goods and services



Jessica Mitchell May, 2012 23

---

---

---

---

---

---

---

---

## Sheltering

- What disability service and advocacy agencies can do:
  - Plan with emergency managers
  - Review shelter sites
  - Plan for continuation of services
  - Communication within the shelter



Jessica Mitchell May, 2012 24

---

---

---

---

---

---

---

---



## Disaster Recovery

- Returning to the community
  - Are services available?
  - Is transportation available?
  - Accessible housing
- Long Term Recovery Committees
- Accessible re-building projects



Jessica Mitchell May, 2012 25

---

---

---

---

---

---

---

---



26

---

---

---

---

---

---

---

---

**ADA AUDIO**  
Conference  
ADA NATIONAL NETWORK

Thank you for participating in today's  
ADA-Audio Conference Session

**The 2011-2012 Schedule is available on-line**

The next scheduled session is:  
**No Parking Here:  
Accessible Parking Requirements and Enforcement  
June 19, 2012**

Register at: [www.ada-audio.org](http://www.ada-audio.org) or call 877-232-1990 V/TTY

27

---

---

---

---

---

---

---

---